


# Partner School Enrollment - 8<sup>th</sup> Grade Students




- 50% of eligible students have been enrolled in the 21<sup>st</sup> Century Scholar Program vs. 49% a year ago
- 745 students are enrolled – 106 additional students from last year, +17%

		# of Eligible Students*		# Enrolled		% Enrolled	
		5/12/2022	4/30/2023	5/12/2022	4/30/2023	5/12/2022	4/30/2023
Harold C Urey Middle School	JG	54	78	12	37	22.2%	47.4%
John J Young Middle School	SCM	228	289	65	69	28.5%	23.9%
Clay International Academy	SBCSC	60	55	31	73	51.7%	132.7%
Dickinson Fine Arts Academy	SBCSC	130	141	104	105	80.0%	74.5%
Edison Middle School	SBCSC	113	115	63	67	55.8%	58.3%
Jackson Middle School	SBCSC	148	140	117	92	79.1%	65.7%
Jefferson Traditional School	SBCSC	102	107	71	66	69.6%	61.7%
LaSalle Academy	SBCSC	64	97	53	86	82.8%	88.7%
Navarre Middle School	SBCSC	143	134	69	83	48.3%	61.9%
Discovery Middle School	PHM	48	56	17	15	35.4%	26.8%
Schmucker Middle School	PHM	119	152	24	31	20.2%	20.4%
Virgil I Grissom Middle School	PHM	98	126	13	21	13.3%	16.7%
<b>TOTAL</b>		<b>1,307</b>	<b>1,490</b>	<b>639</b>	<b>745</b>	<b>48.9%</b>	<b>50.0%</b>

\* Eligible students defined as those enrolled in FRL as of Spring 2022/2023

Data Sources: ScholarTrack Database (CHE)

# Step Progression for Partner High Schools




The 21st Century Scholar Success Coalition is a local partnership among school corporations, higher education, social service and mentoring agencies, and the Community Foundation of St. Joseph County to grow enrollment and completion numbers for St. Joseph County students in the 21st Century Scholars program.

## Overall Step Progression

	Total # of Seniors	Zero Steps		1 to 4 Steps		5 to 9 Steps		10 to 11 Steps		12 Steps	
		# Srs	%	# Srs	%	# Srs	%	# Srs	%	# Srs	%
Adams	118	9	8%	19	16%	11	9%	9	8%	70	59%
Career Academy	16	0	0%	0	0%	0	0%	1	6%	15	94%
Clay	35	3	9%	2	6%	0	0%	3	9%	27	77%
John Glenn	25	3	12%	5	20%	4	16%	2	8%	11	44%
Marian	25	0	0%	4	16%	6	24%	1	4%	14	56%
Mishawaka	35	10	29%	10	29%	3	9%	1	3%	11	31%
Penn	62	5	8%	7	11%	11	18%	1	2%	38	61%
Riley	70	17	24%	12	17%	9	13%	11	16%	21	30%
Washington	45	1	2%	3	7%	1	2%	5	11%	35	78%
<b>TOTAL</b>	<b>431</b>	<b>48</b>	<b>11%</b>	<b>62</b>	<b>14%</b>	<b>45</b>	<b>10%</b>	<b>34</b>	<b>8%</b>	<b>242</b>	<b>56%</b>

# High School ScholarTrack Labs



## Fall 2022 and Spring 2023 Labs

	Washington	Mishawaka	Riley	Clay	Adams	Total
Steps Completed	635	172	400	591	390	2,188
Scholartrack Accounts Created	118	75	82	85	114	474
# of Students w/12 Steps Complete (4/30/23)	35	11	21	27	70	164
Increase in 12 Steps Complete @ labs	12	n/a	10	7	11	40