




The 21st Century Scholar Success Coalition is a local partnership among school corporations, higher education, social service and mentoring agencies, and the Community Foundation of St. Joseph County to grow enrollment and completion numbers for St. Joseph County students in the 21st Century Scholars program.



**ENROLLMENT DATA for  
ST. JOSEPH COUNTY  
8TH GRADE STUDENTS as  
of DECEMBER 31, 2021**

**2021-2022**


**2020-2021**

	<b>NUMBER OF ELIGIBLE STUDENTS (FLR*)</b>	<b>NUMBER OF ENROLLED STUDENTS</b>	<b>PERCENTAGE OF ELIGIBLE STUDENTS ENROLLED</b>	<b>NUMBER OF ELIGIBLE STUDENTS (FLR*)</b>	<b>NUMBER OF ENROLLED STUDENTS</b>	<b>PERCENTAGE OF ELIGIBLE STUDENTS ENROLLED</b>
Harold C Urey (JG)	64	6	9.4%	67	35	52.2%
John J Young (SCM)	257	32	12.5%	301	83	27.6%
Clay International (SBCSC)	55	10	18.2%	64	24	37.5%
Dickinson Fine Arts (SBCSC)	158	42	26.6%	177	117	66.1%
Edison (SBCSC)	99	31	31.3%	109	80	73.4%
Jackson (SBCSC)	122	33	27%	136	115	84.6%
Jefferson (SBCSC)	124	24	19.4%	113	40	35.4%
LaSalle Academy (SBCSC)	63	36	57.1%	109	78	71.6%
Navarre (SBCSC)	156	34	21.8%	145	143	98.6%
Discovery (PHM)	36	15	41.7%	49	24	49.0%
Schmucker (PHM)	106	23	21.7%	114	38	33.3%
Virgil Grissom (PHM)	83	10	12%	96	22	22.9%
	<b>TOTAL ELIGIBLE STUDENTS:</b>		<b>1,323</b>	<b>TOTAL ELIGIBLE STUDENTS:</b>		<b>1,480</b>
	<b>TOTAL ENROLLED STUDENTS:</b>		<b>296</b>	<b>TOTAL ENROLLED STUDENTS:</b>		<b>799</b>
	<b>% ELIGIBLE STUDENTS ENROLLED:</b>		<b>22.4%</b>	<b>% ELIGIBLE STUDENTS ENROLLED:</b>		<b>51%</b>

Data sources: doe.in.gov, CHE website data tool, and ScholarTrack. \*FRL lunch counts are based on Spring 2021 data.



The 21st Century Scholar Success Coalition is a local partnership among school corporations, higher education, social service and mentoring agencies, and the Community Foundation of St. Joseph County to grow enrollment and completion numbers for St. Joseph County students in the 21st Century Scholars program.




[www.learnmoreindiana.org](http://www.learnmoreindiana.org)

**COMPLETION DATA for PARTNER HIGH SCHOOLS**  
as of **DECEMBER 31, 2021**

PARTNER HIGH SCHOOL	NUMBER OF ENROLLED SENIORS	NUMBER OF ENROLLED SENIORS WITH ALL STEPS COMPLETED	PERCENTAGE OF ENROLLED SENIORS WITH ALL STEPS COMPLETED	
	Adams	114	16	14%
	Clay	26	2	8%
	John Glenn	23	2	9%
	Mishawaka	42	6	14%
	Penn	73	22	30%
	Riley	54	3	6%
	Washington	41	9	22%
<b>Partner School Totals</b>	<b>373</b>	<b>60</b>	<b>16%</b>	



The 21st Century Scholar Success Coalition is a local partnership among school corporations, higher education, social service and mentoring agencies, and the Community Foundation of St. Joseph County to grow enrollment and completion numbers for St. Joseph County students in the 21st Century Scholars program.



[www.learnmoreindiana.org](http://www.learnmoreindiana.org)

**COMPLETION DATA for PARTNER HIGH SCHOOLS**  
as of **DECEMBER 31, 2021**

	NUMBER OF ENROLLED SENIORS	ZERO STEPS COMPLETE	1-4 STEPS COMPLETE	5-9 STEPS COMPLETE	10-12 STEPS COMPLETE	
PARTNER HIGH SCHOOL	Adams	114	34 (30%)	11 (10%)	38 (33%)	31 (27%)
	Clay	26	10 (38%)	3 (12%)	10 (38%)	3 (12%)
	John Glenn	23	10 (43%)	3 (13%)	6 (26%)	4 (17%)
	Mishawaka	42	14 (33%)	4 (10%)	10 (24%)	14 (33%)
	Penn	73	12 (16%)	8 (11%)	19 (26%)	34 (47%)
	Riley	54	17 (31%)	13 (24%)	16 (30%)	8 (15%)
	Washington	41	9 (22%)	5 (12%)	14 (34%)	13 (32%)
	<b>School Totals</b>	<b>373</b>	<b>106 (~29%)</b>	<b>47 (~10%)</b>	<b>113 (~31%)</b>	<b>107 (~30%)</b>

Source: ScholarTrack Database on 12/29/2021.