




The 21st Century Scholar Success Coalition is a local partnership among school corporations, higher education, social service and mentoring agencies, and the Community Foundation of St. Joseph County to grow enrollment and completion numbers for St. Joseph County students in the 21st Century Scholars program.



**ENROLLMENT DATA for  
ST. JOSEPH COUNTY  
8TH GRADE STUDENTS as  
of MARCH 31, 2022**

**2021-2022**


**2020-2021**

	NUMBER OF ELIGIBLE STUDENTS (FLR*)	NUMBER OF ENROLLED STUDENTS	PERCENTAGE OF ELIGIBLE STUDENTS ENROLLED	NUMBER OF ELIGIBLE STUDENTS (FLR*)	NUMBER OF ENROLLED STUDENTS	PERCENTAGE OF ELIGIBLE STUDENTS ENROLLED
Harold C Urey (JG)	54	10	18.5%	67	35	52.2%
John J Young (SCM)	228	47	20.6%	301	83	27.6%
Clay International (SBCSC)	60	16	26.7%	64	24	37.5%
Dickinson Fine Arts (SBCSC)	130	80	61.5%	177	117	66.1%
Edison (SBCSC)	113	50	44.2%	109	80	73.4%
Jackson (SBCSC)	148	97	65.5%	136	115	84.6%
Jefferson (SBCSC)	102	71	69.6%	113	40	35.4%
LaSalle Academy (SBCSC)	64	51	79.7%	109	78	71.6%
Navarre (SBCSC)	143	38	26.6%	145	143	98.6%
Discovery (PHM)	48	14	29.2%	49	24	49.0%
Schmucker (PHM)	119	22	18.5%	114	38	33.3%
Virgil Grissom (PHM)	98	11	11.2%	96	22	22.9%
	<b>TOTAL ELIGIBLE STUDENTS:</b>		<b>1,307</b>	<b>TOTAL ELIGIBLE STUDENTS:</b>		<b>1,480</b>
	<b>TOTAL ENROLLED STUDENTS:</b>		<b>507</b>	<b>TOTAL ENROLLED STUDENTS:</b>		<b>799</b>
	<b>% ELIGIBLE STUDENTS ENROLLED:</b>		<b>38.8%</b>	<b>% ELIGIBLE STUDENTS ENROLLED:</b>		<b>51%</b>

Data sources: doe.in.gov, CHE website data tool, and ScholarTrack. \*FRL lunch counts are based on Spring 2022 data.



The 21st Century Scholar Success Coalition is a local partnership among school corporations, higher education, social service and mentoring agencies, and the Community Foundation of St. Joseph County to grow enrollment and completion numbers for St. Joseph County students in the 21st Century Scholars program.




[www.learnmoreindiana.org](http://www.learnmoreindiana.org)

**COMPLETION DATA for PARTNER HIGH SCHOOLS**  
as of **MARCH 31, 2022**

PARTNER HIGH SCHOOL	NUMBER OF ENROLLED SENIORS	NUMBER OF ENROLLED SENIORS WITH ALL STEPS COMPLETED	PERCENTAGE OF ENROLLED SENIORS WITH ALL STEPS COMPLETED
	Adams	115	35
Clay	26	4	15%
John Glenn	24	5	21%
Mishawaka	43	9	21%
Penn	73	31	42%
Riley	54	9	17%
Washington	41	13	32%
<b>Partner School Totals</b>	<b>376</b>	<b>106</b>	<b>28%</b>



The 21st Century Scholar Success Coalition is a local partnership among school corporations, higher education, social service and mentoring agencies, and the Community Foundation of St. Joseph County to grow enrollment and completion numbers for St. Joseph County students in the 21st Century Scholars program.



[www.learnmoreindiana.org](http://www.learnmoreindiana.org)

**COMPLETION DATA for PARTNER HIGH SCHOOLS**  
as of **MARCH 31, 2022**

	NUMBER OF ENROLLED SENIORS	ZERO STEPS COMPLETE	1-4 STEPS COMPLETE	5-9 STEPS COMPLETE	10-12 STEPS COMPLETE	
PARTNER HIGH SCHOOL	Adams	115	32 (28%)	10 (9%)	24 (21%)	49 (43%)
	Clay	26	7 (27%)	0 (0%)	9 (35%)	10 (38%)
	John Glenn	24	8 (33%)	4 (17%)	5 (21%)	7 (29%)
	Mishawaka	43	11 (26%)	4 (9%)	13 (30%)	15 (35%)
	Penn	73	10 (14%)	9 (12%)	15 (21%)	39 (53%)
	Riley	54	15 (28%)	12 (22%)	14 (26%)	13 (24%)
	Washington	41	7 (17%)	4 (10%)	12 (29%)	18 (44%)
	<b>School Totals</b>	<b>376</b>	<b>90 (~24%)</b>	<b>43 (~11%)</b>	<b>92 (~25%)</b>	<b>151 (~40%)</b>

Source: ScholarTrack Database on 3/31/2022.