




The 21st Century Scholar Success Coalition is a local partnership among school corporations, higher education, social service and mentoring agencies, and the Community Foundation of St. Joseph County to grow enrollment and completion numbers for St. Joseph County students in the 21st Century Scholars program.



**ENROLLMENT DATA for  
ST. JOSEPH COUNTY  
8TH GRADE STUDENTS as  
of SEPT. 30, 2022**

**2022-2023**


**2021-2022**

	NUMBER OF ELIGIBLE STUDENTS (FRL*)	NUMBER OF ENROLLED STUDENTS	PERCENTAGE OF ELIGIBLE STUDENTS ENROLLED	NUMBER OF ELIGIBLE STUDENTS (FRL*)	NUMBER OF ENROLLED STUDENTS	PERCENTAGE OF ELIGIBLE STUDENTS ENROLLED
Harold C Urey (JG)	76	21	27.6%	54	32	59.3%
John J Young (SCM)	248	39	15.7%	228	71	31.1%
Clay International (SBCSC)	48	16	33.3%	54	43	79.6%
Dickinson Fine Arts (SBCSC)	142	25	17.6%	131	123	93.9%
Edison (SBCSC)	108	28	25.9%	111	82	73.9%
Jackson (SBCSC)	154	92	59.7%	143	135	94.4%
Jefferson (SBCSC)	88	16	18.2%	97	74	76.3%
LaSalle Academy (SBCSC)	79	45	57.0%	64	45	70.3%
Navarre (SBCSC)	116	9	7.8%	130	148	113.8%
Discovery (PHM)	45	6	13.3%	48	19	39.6%
Schmucker (PHM)	111	12	10.8%	119	37	31.1%
Virgil Grissom (PHM)	106	7	6.6%	98	15	15.3%
	<b>TOTAL ENROLLED STUDENTS:</b>	<b>316</b>		<b>TOTAL ELIGIBLE STUDENTS:</b>	<b>1,277</b>	
	<b>ESTIMATED ELIGIBLE STUDENTS:</b>	<b>1,321</b>		<b>TOTAL ENROLLED STUDENTS:</b>	<b>824</b>	
	<b>% ELIGIBLE STUDENTS ENROLLED:</b>	<b>23.9%</b>		<b>% ELIGIBLE STUDENTS ENROLLED:</b>	<b>65%</b>	

Data sources: doe.in.gov, CHE website data tool, and ScholarTrack. \*FRL lunch counts are based on Fall 2022 data.



The 21st Century Scholar Success Coalition is a local partnership among school corporations, higher education, social service and mentoring agencies, and the Community Foundation of St. Joseph County to grow enrollment and completion numbers for St. Joseph County students in the 21st Century Scholars program.




[www.learnmoreindiana.org](http://www.learnmoreindiana.org)

**COMPLETION DATA for PARTNER HIGH SCHOOLS**  
as of **SEPTEMBER 30, 2022**

PARTNER HIGH SCHOOL	NUMBER OF ENROLLED SENIORS	NUMBER OF ENROLLED SENIORS WITH ALL STEPS COMPLETED	PERCENTAGE OF ENROLLED SENIORS WITH ALL STEPS COMPLETED	
	Adams	119	0	0%
	Clay	49	1	2%
	John Glenn	26	0	0%
	Mishawaka	31	0	0%
	Penn	56	1	2%
	Riley	60	0	0%
	Washington	60	1	2%
<b>Partner School Totals</b>	<b>401</b>	<b>3</b>	<b>1%</b>	



The 21st Century Scholar Success Coalition is a local partnership among school corporations, higher education, social service and mentoring agencies, and the Community Foundation of St. Joseph County to grow enrollment and completion numbers for St. Joseph County students in the 21st Century Scholars program.



[www.learnmoreindiana.org](http://www.learnmoreindiana.org)

**COMPLETION DATA for PARTNER HIGH SCHOOLS**  
as of **SEPTEMBER 30, 2022**

PARTNER HIGH SCHOOL	NUMBER OF ENROLLED SENIORS	ZERO STEPS COMPLETE	1-4 STEPS COMPLETE	5-9 STEPS COMPLETE	10-11 STEPS COMPLETE	12 STEPS COMPLETE	
	Adams	119	35 (29%)	36 (30%)	40 (34%)	8 (7%)	0 (0%)
	Clay	49	20 (41%)	15 (31%)	10 (20%)	3 (6%)	1 (2%)
	John Glenn	26	16 (62%)	4 (15%)	6 (23%)	0 (0%)	0 (0%)
	Mishawaka	31	18 (58%)	4 (13%)	7 (23%)	2 (6%)	0 (0%)
	Penn	56	10 (18%)	12 (21%)	25 (45%)	8 (14%)	1 (2%)
	Riley	60	29 (48%)	15 (25%)	14 (23%)	2 (3%)	0 (0%)
	Washington	60	12 (20%)	29 (48%)	14 (23%)	4 (7%)	1 (2%)
<b>School Totals</b>	<b>346</b>	<b>140 (35%)</b>	<b>115 (29%)</b>	<b>116 (29%)</b>	<b>27 (7%)</b>	<b>3 (1%)</b>	

Source: ScholarTrack Database on 9/30/2022.