


Step Progression: Partner High Schools, 2024 Senior Cohort

The 21st Century Scholar Success Coalition is a local partnership among school corporations, higher education, social service and mentoring agencies, and the Community Foundation of St. Joseph County to grow enrollment and completion numbers for St. Joseph County students in the 21st Century Scholars program.



Overall Step Progression

	Total # of Seniors	Zero Steps		1 to 4 Steps		5 to 9 Steps		10 to 11 Steps		12 Steps	
		# Srs	%	# Srs	%	# Srs	%	# Srs	%	# Srs	%
		Adams	130	54	42%	17	13%	25	19%	31	24%
Career Academy	12	0	0%	0	0%	5	42%	7	58%	0	0%
Clay	27	2	7%	1	4%	6	22%	14	52%	4	15%
John Glenn	20	7	35%	4	20%	4	20%	4	20%	1	5%
Marian	30	1	3%	3	10%	13	43%	12	40%	1	3%
Mishawaka	61	19	31%	9	15%	15	25%	14	23%	4	7%
Penn	59	8	14%	3	5%	10	17%	34	58%	4	7%
Riley	51	24	47%	2	4%	10	20%	11	22%	4	8%
St. Joe	21	10	48%	0	0%	6	29%	4	19%	1	5%
Washington	71	21	30%	5	7%	24	34%	11	15%	10	14%
TOTAL	482	146	30%	44	9%	118	24%	142	29%	32	7%

Note from CHE on ScholarTrack:
 ➤ FAFSA will be marked “complete” for Scholars in ScholarTrack **after March 2024.**

July 1, 2023:
 • **311 of 439 (71%)** Seniors completed all 12 steps in the 2023 Cohort.


Step Progression: Partner High Schools, 2027 Freshman Cohort

	Overall Step Progression				
	Total # Fr.	ScholarTrack Account		1 to 3 Steps	
		# Fr.	%	# Fr.	%
Adams	366	71	19%	29	8%
Career Academy	91	57	63%	53	58%
Clay	80	61	76%	60	75%
John Glenn	95	48	51%	43	45%
Marian	85	4	5%	3	4%
Mishawaka	276	143	52%	96	35%
Penn	319	21	7%	11	3%
Riley	228	147	64%	146	64%
St. Joe	73	35	48%	4	5%
Washington	198	113	57%	110	56%
TOTAL	1811	700	39%	555	31%

Schools w/Fall ST Labs

- 645 (36%) students in the 2027 cohort with an **Approved/Pending** status (students not self-selecting into the program).
- Challenges:
 - Changing rosters/accuracy of school selections from ICHE.
 - Maximizing time spent on large cohorts.
 - How do we meet the needs of this extreme growth in cohort size?

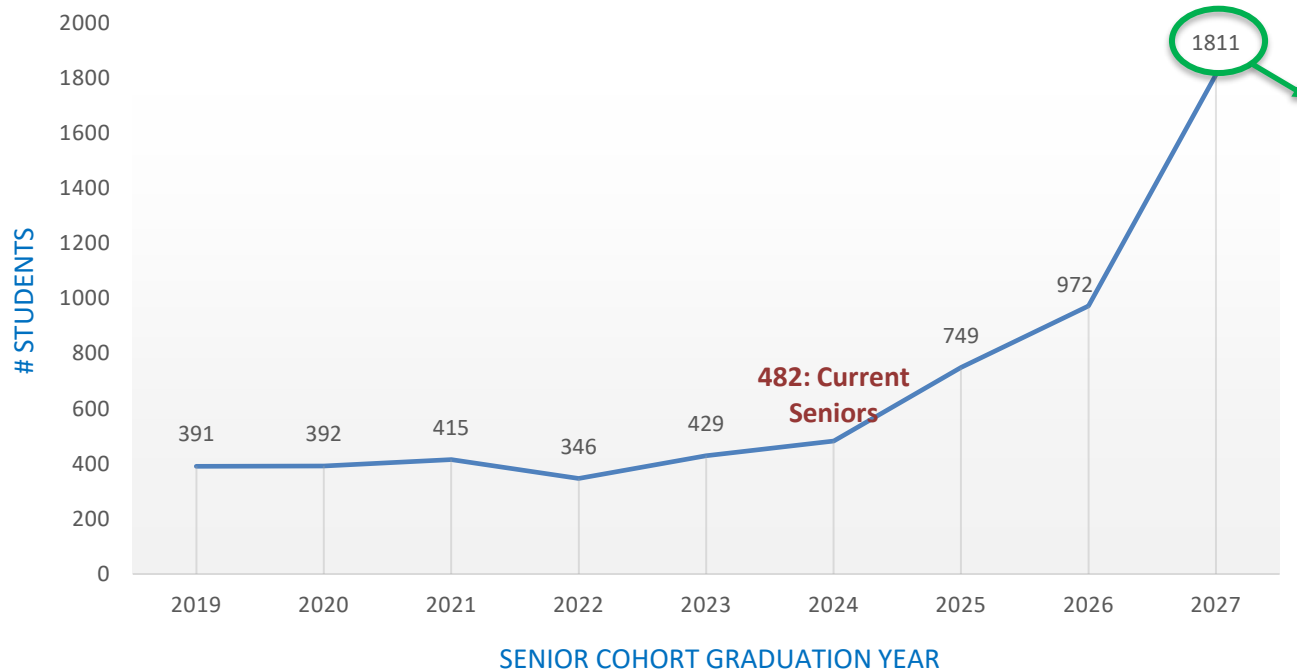
Data Source: ScholarTrack Database (CHE) as of 12/31/2023



Cohort Size Trend & Impact of Auto Enrollment




Change in Cohort Size



Facts about the 2027 Cohort (current Freshman):

- 1st Cohort to be auto-enrolled.
- Increase of students in an Approved/Pending Student Pledge Status = more students **not** knowing they are a 21st Century Scholar.
- Mishawaka and Penn had an increase of 3x more Scholars over the previous 2026 cohort.
- Have seen more movement in ScholarTrack school listing changes.

Fall 2023 ScholarTrack Labs & Outreach Results



Fall 2023 ScholarTrack Labs & Outreach Results

	John Glenn	Career Academy	Mishawaka	Riley	Washington	Clay	Adams	Total
Steps Completed	38	126	235	333	266	418	133	1,549
Scholartrack Accounts Created	37	52	129	126	112	63	18	537

- Primarily focused on 2027 Cohort/Current Freshman
- Schools were visited for 20-minute sessions or multiple class periods.
- **17 days** of high school visits, presentations, step completion assistance.
- Fellows, CFSJC team members, and community partners joined school counselors to maximize impact.

Increase in Lab Results over Fall 2022 Labs demonstrates the power of partnership:

- 2 additional schools visited
- 573 More Steps Completed (+37%)!
- 162 More ScholarTrack Accounts Created (+30%)!