


12 Step Completion for Partner High Schools



Overall Step Progression 7/1/2026: 2026 Senior Cohort (FINAL)

	Total # of 21CS Seniors 2026	ScholarTrack Accts		Zero Steps		1 to 4 Steps		5 to 9 Steps		10-11 Steps		12 Steps	
		# Srs	%	# Srs	%	# Srs	%	# Srs	%	# Srs	%	# Srs	%
Adams	203	196	97%	6	3%	15	7%	32	16%	5	2%	145	71%
Career Academy	46	44	96%	0	0%	5	11%	11	24%	0	0%	30	65%
John Glenn	31	31	100%	0	0%	0	0%	1	3%	0	0%	30	97%
Marian	33	33	100%	0	0%	2	6%	3	9%	0	0%	28	85%
Mishawaka	60	55	92%	1	2%	7	12%	5	8%	0	0%	47	78%
Penn	77	72	94%	3	4%	8	10%	4	5%	3	4%	59	77%
Riley	114	110	96%	0	0%	11	10%	20	18%	4	4%	79	69%
St. Joe	40	40	100%	0	0%	1	3%	2	5%	1	3%	36	90%
Washington	94	83	88%	6	6%	13	14%	5	5%	2	2%	68	72%
TOTAL	698	664	95%	16	2%	62	9%	83	12%	15	2%	522	75%


2026 Cohort:
The number of seniors reaching 12 steps is **99+** from last year's total!

Thank you to our partners for an incredibly successful year.

Versus 2025 Senior Cohort: July 1, 2025 Data

TOTAL	580	519	89%	33	6%	62	11%	37	6%	25	4%	423	73%
--------------	------------	------------	------------	-----------	-----------	-----------	------------	-----------	-----------	-----------	-----------	------------	------------

Cohort Readiness




Steps Complete for FR, SO, & JR Scholars: 7/1/2026

	Total # of 21CS FR, SO, JR	ScholarTrack Accts FR, SO, JR		FR, SO, JR Zero Steps		Freshman 3+ Steps		Sophomores 6+ Steps		Juniors 9+ Steps	
		#	%	#	%	# FR	% FR	# SO	% SO	# JR	% JR
		Adams	905	652	72%	295	33%	158	51%	122	38%
Career Academy	242	219	90%	35	14%	68	78%	53	65%	53	72%
John Glenn	217	208	96%	11	5%	61	85%	56	84%	58	74%
Marian	264	252	95%	42	16%	92	94%	79	92%	14	18%
Mishawaka	633	554	88%	117	18%	148	62%	174	85%	125	65%
Penn	891	847	95%	53	6%	303	91%	251	90%	233	84%
Riley	752	607	81%	159	21%	160	65%	166	62%	154	65%
St. Joe	185	183	99%	52	28%	21	37%	15	23%	18	28%
Washington	422	177	42%	278	66%	11	7%	7	5%	33	26%
TOTAL	4511	3699	82%	1042	23%	1022	64%	923	61%	855	61%
<i>Versus June 30, 2025 Data</i>											
TOTAL	4024	2850	71%	1321	33%	772	47%	809	50%	408	54%

Observations:
All cohorts are further along than this time last year!

This means more students know they are scholars, have been in ScholarTrack and know to focus on maintaining at least a 2.5 GPA.

ScholarTrack Labs & Outreach Results



2025-26 ScholarTrack Labs & Outreach Results: 7/1/2026

	Adams	Career Academy	John Glenn	Marian	Mishawaka	Penn	Riley	Washington	Total	2024-25 Lab Total
Steps Completed	1,898	354	623	721	2,255	2,298	1,747	165	10,061	9,460
Scholartrack Accounts Created	178	3	54	125	321	301	163	24	1,169	900
Days In Schools	5	3	3	1	11	4	5	4	36	44
Lab/Outreach Hours*	11.25	1.50	1.50	2.00	7.75	21.25	11.00	14.00	70	136

*Does not include set-up, tear down or travel time.

Schedule Your ScholarTrack Lab Today!

Email: 21stCentury@cfsjc.org